

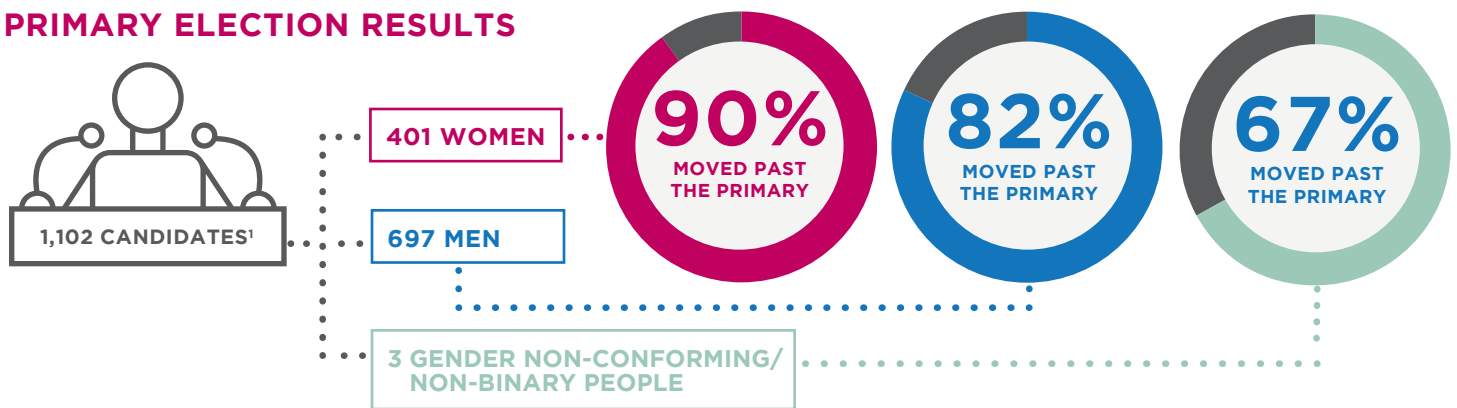
GENDER MATTERS

from the New Hampshire Women's Foundation

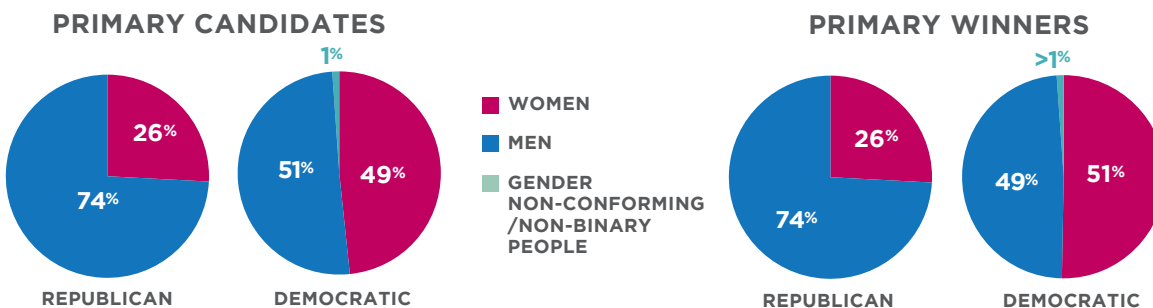
WHEN YOU KNOW THE FACTS, YOU CAN ACT!

NEWSFLASH SEPTEMBER 2022 Results from New Hampshire's 2022 Primary Election

PRIMARY ELECTION RESULTS



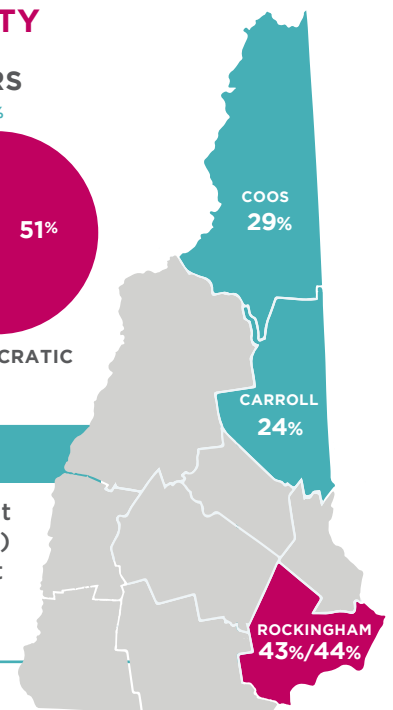
PRIMARY CANDIDATES AND WINNERS BY GENDER AND PARTY



PRIMARY ELECTION RESULTS BY COUNTY

Rockingham County had the highest percent of women on the primary ballot (43%) and will have the highest number of women on the general election ballot (44%).

Carroll County had the lowest percent of women on the primary ballot (24%) and **Coos County** will have the lowest percent of women on the general election ballot (29%).



FOOTNOTES

1. The research team determined candidates' gender based on the totality of the available evidence, including such evidence as gender information available in the roster of current elected officials; names; photographs; and use of gender-specific pronouns in campaign websites, social media accounts, and other online sources.