

GENDER MATTERS

from the New Hampshire Women's Foundation

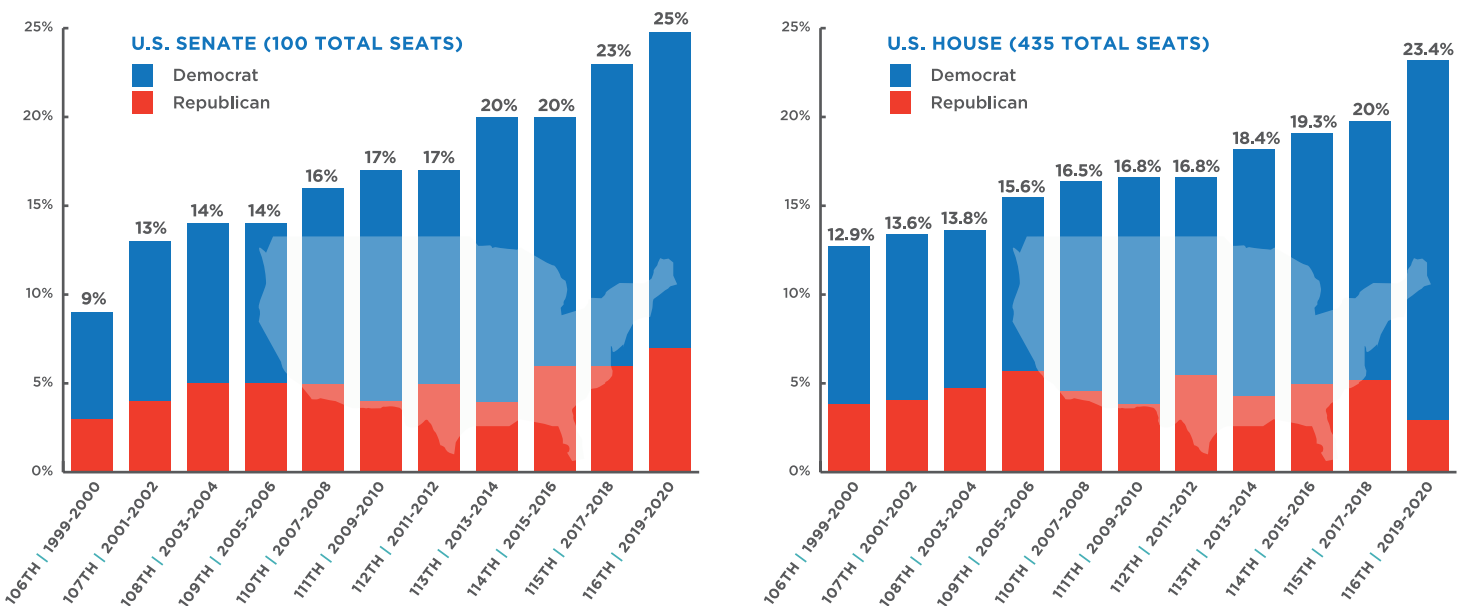
WHEN YOU KNOW THE FACTS, YOU CAN ACT!

2019: ISSUE 1

Women and the 2018 General Election Results

Women made significant political gains in 2018 - the "Year of the Woman 2.0."¹ Across the country, women smashed records: the number who filed to run, the number who became their party's nominee, and the number who were elected to federal, state and local office.² Ultimately, women's historic political engagement resulted in greater gender diversity at the state and local level and moved us closer to gender parity. While the numbers are illustrative, they don't tell the full story.

A RECORD NUMBER OF WOMEN IN THE U.S. CONGRESS



IN NEW HAMPSHIRE, WOMEN GAINED SEATS IN BOTH CHAMBERS

In 2018, New Hampshire women gained seats in both the State Senate and the State House. The number of women in the Senate increased from 7 to 10 out of a total of 24 members and in the House from 115 to 135 out of a total of 400 members.

2017-18



29%

SENATE

2019-20



42%



29%

HOUSE OF REPRESENTATIVES



34%

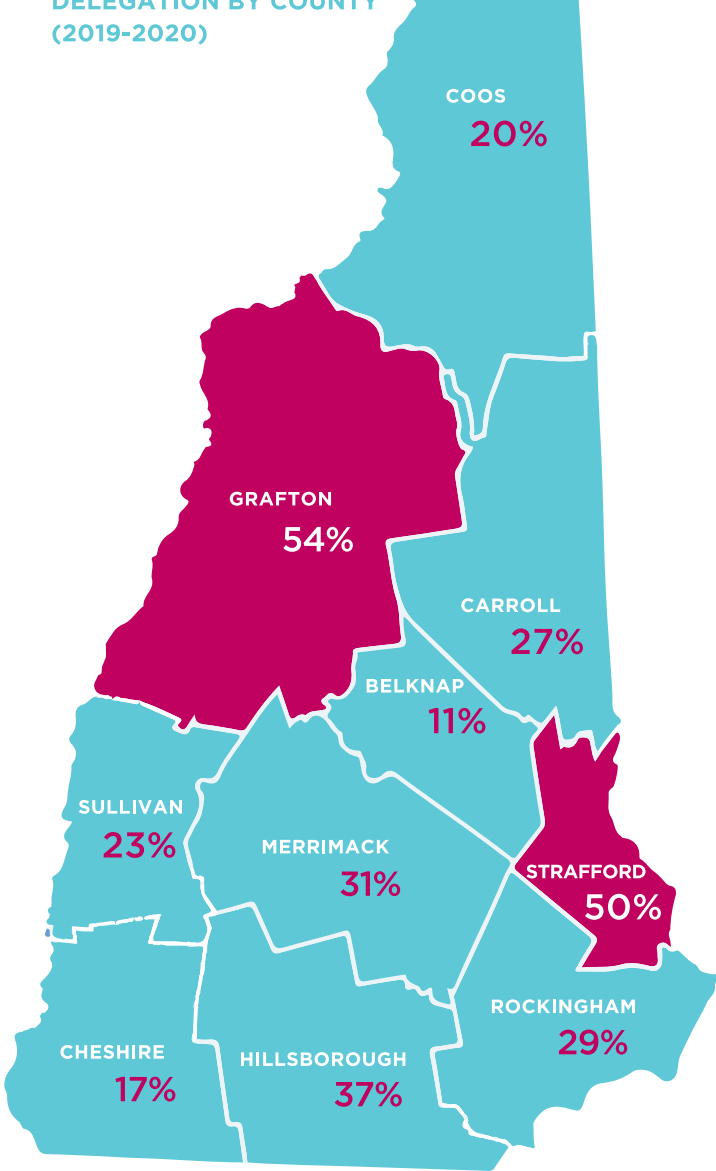
FEMALE CANDIDATES BROKE THE MOLD WITH NEW CAMPAIGN TACTICS AND PERSONAL NARRATIVES

In the 2018 cycle, women's lived experiences dominated their campaign narratives. Candidates breastfed and confronted domestic abuse in campaign ads. Female veterans sought to "redeploy" their skills "on a new mission." And, in a breakthrough for candidates with young children, a Congressional candidate won approval from the Federal Election Commission to use campaign funds for child-care expenses. In these ways and more, female candidates put gender and family in the forefront of their campaigns and the electorate responded favorably. Nearly 80% of voters said it was very important or somewhat important to see more women elected to public office.³

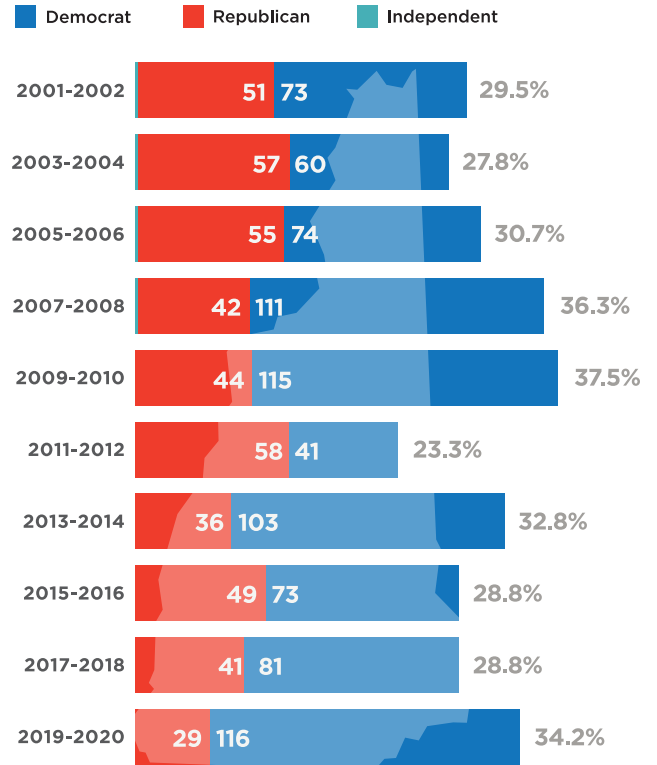
THERE IS SIGNIFICANT GEOGRAPHIC VARIATION IN THE PERCENTAGE OF WOMEN SERVING IN THE NH HOUSE OF REPRESENTATIVES BY COUNTY

Grafton and Strafford, the only counties to achieve gender parity, also have higher Democratic performance.

WOMEN AS A PERCENTAGE OF NH HOUSE OF REPRESENTATIVES DELEGATION BY COUNTY (2019-2020)



GAINING GROUND AND LOSING GROUND ON THE PATH TO PARITY: THE INCREASE IN THE NUMBER OF DEMOCRATIC WOMEN OVER THE PAST TWO DECADES CORRESPONDS WITH A DECREASE IN THE NUMBER OF REPUBLICAN WOMEN




* State Legislature combines House of Representatives and Senate

TO REACH GENDER PARITY, WE MUST ELEVATE WOMEN ON BOTH SIDES OF THE AISLE TO RUN FOR OFFICE

Despite this year's gains for women in the NH Legislature, there is an increasing disparity in the number of women elected between the two major parties. A record number of Democratic women are serving in the NH House in 2019, but the number of Republican women is the lowest in three decades. Future efforts to educate, empower and train women to run for state and local office must proceed with this in mind.

ENDNOTES

1. On Election Day 1992, American voters sent more women to Congress than ever before. Since then, 1992 has been known as "The Year of the Woman".
2. Center for American Women and Politics at Rutgers University, Election Night Tally, (<http://cawp.rutgers.edu/2018-election-night-tally>).
3. www.cnn.com/election/2018/exit-polls.




new hampshire
WOMEN'S FOUNDATION

[f](#) [t](#) [@](#)

We invest in opportunity and equality for women and girls in New Hampshire through research, education, advocacy, grantmaking, and philanthropy.

Gender Matters is made possible with the support of



JOIN US FOR GOOD

2019: Issue 1

The New Hampshire Women's Foundation acknowledges and thanks the following individuals for the research and analysis presented in this publication: Jennifer Frizzell, Interim Policy Director and Chelsie Rommel and Kirsten Jade Allen, UNH law students.