



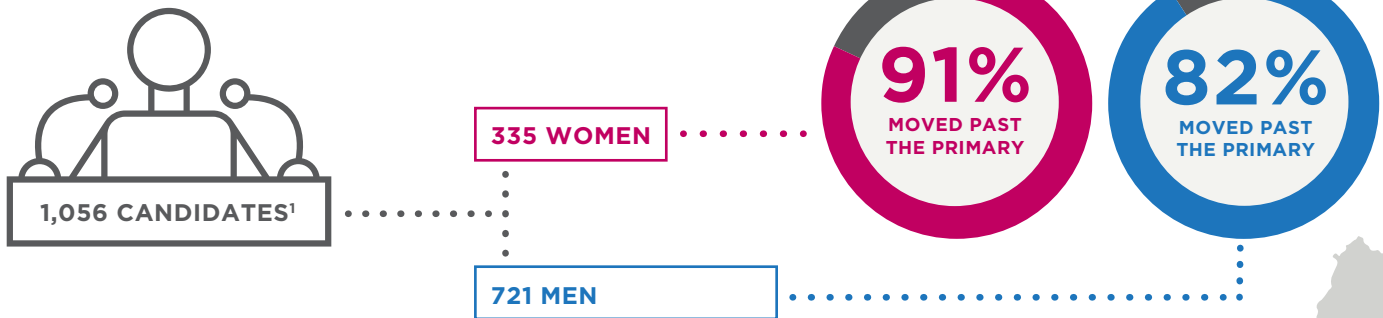
# GENDER MATTERS

from the New Hampshire Women's Foundation

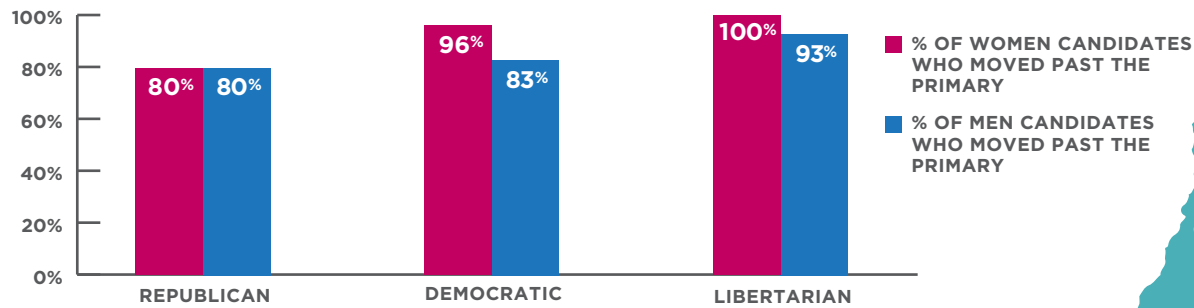
WHEN YOU KNOW THE FACTS, YOU CAN ACT!

NEWSFLASH NOVEMBER 2018 Results from New Hampshire's 2018 Primary Election

## PRIMARY ELECTION RESULTS



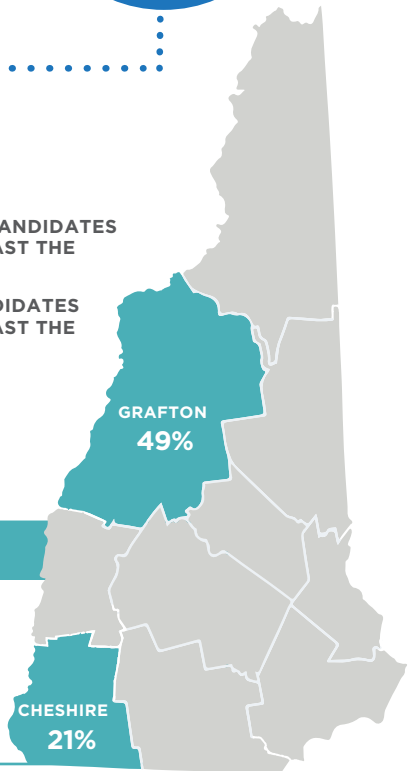
## PRIMARY ELECTION RESULTS BY PARTY



## PRIMARY ELECTION RESULTS BY COUNTY

**Grafton County** had the highest percentage of women candidates - 49% - but was the only county where men (89%) won more frequently than women (85%).

**Cheshire County** had the lowest percentage of women candidates - 21% - but all of them moved forward (100%). Belknap, Carroll, Coös, Strafford, and Sullivan counties also had 100% success rates for women candidates.



### FOOTNOTES

1. The research team determined candidates' gender based on the totality of the available evidence, including such evidence as gender information available in the roster of current elected officials; names; photographs; and use of gender-specific pronouns in campaign websites, social media accounts, and other online sources.



new hampshire  
**WOMEN'S  
FOUNDATION**

We invest in opportunity and equality for women and girls in New Hampshire through research, education, advocacy, grantmaking, and philanthropy.



Gender Matters is made possible with the support of

**Eastern Bank**  
JOIN US FOR GOOD<sup>®</sup>

The New Hampshire Women's Foundation thanks the following individuals for the original research and analysis presented in this publication: UNH School of Law students Kirsten Allen and Chelsie Rommel.