

GENDER MATTERS

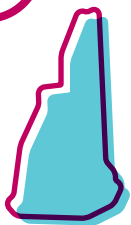
from the New Hampshire Women's Foundation

A Look at Gender Statistics from New Hampshire and Beyond
Compiled by the New Hampshire Women's Foundation

SUMMER 2017 REPORT

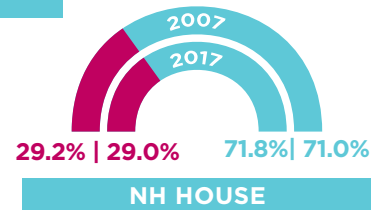
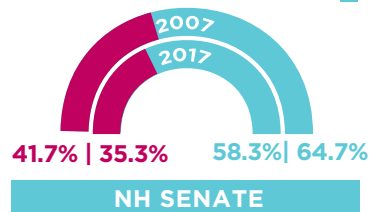
Women and Politics

#1



IN NOVEMBER 2012, NEW HAMPSHIRE WAS THE FIRST STATE IN THE NATION TO SEND AN ALL-FEMALE DELEGATION TO WASHINGTON, AND ELECTED A WOMAN GOVERNOR THE SAME YEAR.

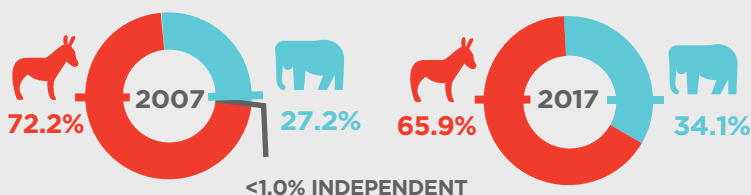
■ % OF WOMEN ELECTED
■ % OF MEN ELECTED



WOMEN IN THE NH LEGISLATURE 2007 AND 2017

Despite making history with the first-in-the-nation all-female delegation, New Hampshire women are underrepresented in the state legislature, holding less than a third of the seats.

NH WOMEN LEGISLATORS' PARTY AFFILIATION 2007 AND 2017¹

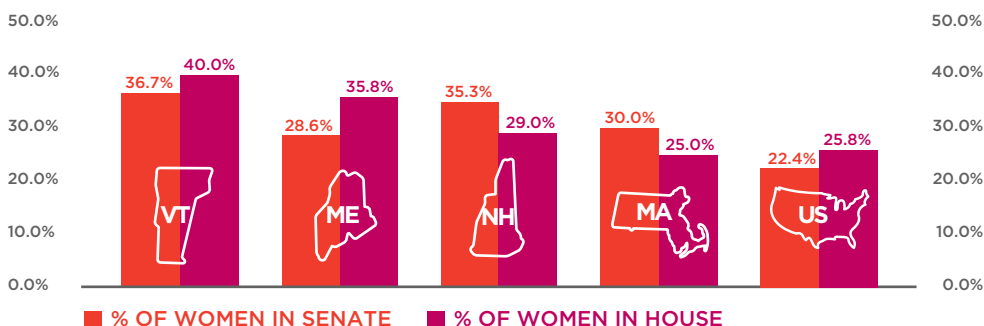


PARTY AFFILIATION

Just under two-thirds of New Hampshire's female state legislators are Democrats. In Congress, nearly three-quarters of women members are Democrats.² Nationwide, there's closer to an even split: just over 60 percent of female state legislators are Democrats.³

WOMEN LEGISLATORS AROUND THE REGION

Northern New England does better than the national average for women's representation in state legislatures, with the Vermont House of Representatives leading the way.



WHEN WOMEN RUN FOR OFFICE, THEY'RE JUST AS LIKELY MEN TO WIN.

THE PROBLEM IS THAT NOT AS MANY WOMEN RUN IN THE FIRST PLACE.⁴



WOMEN AT THE BALLOT BOX

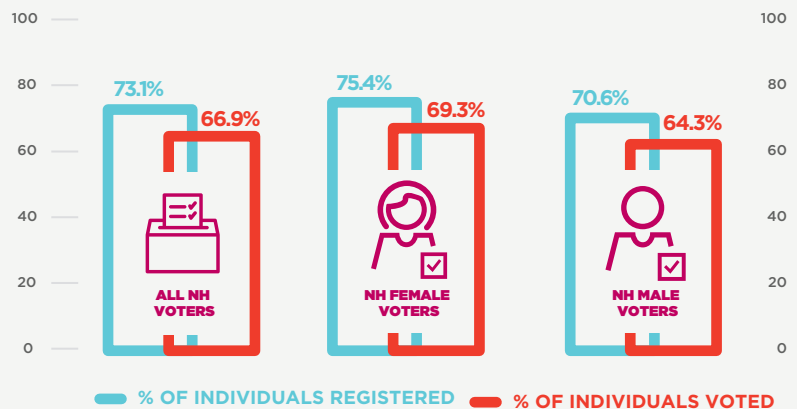
THE 19TH AMENDMENT, GRANTING WOMEN THE RIGHT TO VOTE, WAS RATIFIED ON AUGUST 18, 1920. **NEW HAMPSHIRE WOMEN CONSISTENTLY VOTE IN HIGHER NUMBERS THAN MEN, YET ARE FAR FROM ACHIEVING POLITICAL PARITY.**

WOMEN'S AND MEN'S VOTING 2016

When it comes to voting, the gender gap in politics is reversed. Over three-quarters of New Hampshire women are registered to vote, and most headed to the polls in November 2016.

5TH NEW HAMPSHIRE WOMEN ALSO OUTPACE THE NATIONAL AVERAGE AND RANK 5TH IN THE NATION FOR VOTER REGISTRATION.

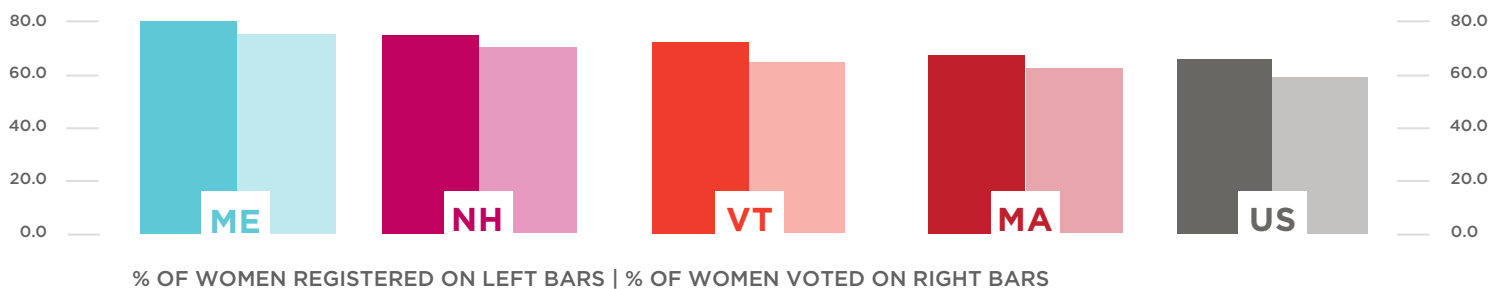
PERCENT OF INDIVIDUALS REGISTERED TO VOTE AND VOTING IN 2016 BY GENDER



WOMEN'S VOTING AROUND THE REGION

New Hampshire women dramatically outperformed the national voting average in 2016, but Maine topped New Hampshire by 5 percentage points.

PERCENT OF WOMEN REGISTERED TO VOTE AND VOTING IN NOVEMBER 2016 BY STATE



- 1.) Center for American Women and Politics, State Fact Sheet - New Hampshire, available at http://www.cawp.rutgers.edu/state_fact_sheets/nh (last accessed July 31, 2017).
- 2.) Center for American Women and Politics, Women in the US Congress 2017, available at <http://www.cawp.rutgers.edu/women-us-congress-2017> (last accessed July 31, 2017).
- 3.) Center for American Women and Politics, Current Numbers, available at <http://www.cawp.rutgers.edu/current-numbers> (last accessed July 31, 2017).
- 4.) "The Problem for Women Is Not Winning. It's Deciding to Run." The Upshot, The New York Times, October 25, 2016, available at <https://www.nytimes.com/2016/10/25/upshot/the-problem-for-women-is-not-winning-its-deciding-to-run.html> (last accessed July 27, 2017).



new hampshire
**WOMEN'S
FOUNDATION**

We promote opportunity and equality
for women and girls in New Hampshire.



Gender Matters is supported by:



Additional support provided by

